

Earthquake Drill



Sometimes we do drills.



Drills help us learn what to do in emergency situations.



Drills make us practice how to keep ourselves safe.



We do drills at home and at school. One of the drills we do at home or at school is an earthquake drill. In this way, we learn to stay safe!



When an earthquake happens, it is necessary to go somewhere safe at home or at school.




When a real earthquake occurs, the ground may move or buildings may sway.



During a real earthquake, the fire alarm does not usually sound. But, if there is also a fire on the earthquake site, alarm may sound.



During an earthquake, it is important to stay away from items that will be overturned and to stay inside the house or school.





If we happened to be outside during an earthquake, it may be good to sit on the ground and wait in an open area until the earthquake ends.



During the earthquake drill, we can practice what to do and where to go and how to get in the line. A teacher or an adult can help us sit and wait in the classroom or at home.



We must sit and wait during the earthquake drill. When the drill is over, an adult can say "everything is fine and done". Then we can go to the classroom or home or be guided about what to do.



I have to remember what to do in an emergency to stay safe during earthquake drills.




Earthquake drills are not performed during a real earthquake. This is just an exercise we do to stay safe.

Visual Supports



Earthquake



Alarm



Sit - Cover




Listen



Stay inside



Earthquake



Alarm



Sit - Cover



Listen



Stay inside

Created by



Collaborator

AUTISM little **LEARNERS**

This educational material was developed by Deniz Yılmaz and Neslihan Canpolat Çiğ.
The visual design of this material was done by Tara Tuchel.